



KEPLER & JULES VERNE 2020



BIRTH OF A LEGEND

The Combi Volkswagen: the culmination of every desire and the on-road symbol of our history. This was the first vehicle ever fitted out by Westfalia in 1951. Remember the sofa bed, fold-down table, bench seat and criss-cross patterned fabric? What a great mobile hotel thanks to its comprehensive, quality fittings! The Combi was an instant hit and even spread beyond continental Europe to penetrate the American market.

These models of yesteryear based on studio and 1-, 2- and 3-bedroom apartments are now among the most sought after used vehicles in the world, with their value exceeding their original retail price!

And today the saga continues with the improved onboard living still based on the cornerstones of freedom and independence.

*More than 65 years of
Westfalia quality*



- 1 **The beginning of Westfalia history.** On 1st October 1844, Johann Bernhard Knöbel opens a smithy and lays the foundation of a long history. Originally, he builds heavy carriages that distribute goods from the new railway station.



1844

- 5 **150 years of Westfalia.** In the year 1994, there is cause for celebration: Westfalia marks its 150th company anniversary. For the customers, there is a special model called Highway, with complete California-Coach equipment, limited to 500 models.



1994

WESTFALIA



2 Camping Box. The special equipment was christened the "Camping Box", which was created in Westfalia in Wiedenbrück at the request of a British officer stationed in Germany. His order was simple: A VW transporter with an accommodation facility. It was expected to be neatly fitted inside the vehicle and be equally suitable as a living room, bedroom and workshop.



1951

3 Westfalia SO 34. In 1962, for the first time, a camper van was manufactured with furniture surfaces made of light plastic; the name of the vehicle was based on a VW-bus: Westfalia SO 34. Westfalia SO 34 crosses the Atlantic in large numbers, the first camping van to be manufactured in white and grey with a plastic surface instead of a wood veneer surface.



1962

4 The joker of Volkswagen. Volkswagen's Joker is clearly a success model, manufactured in several versions on the basis of VW T3 and probably the most successful van expansions of all time. In 1981, VW Joker is manufactured for the first time with aerodynamic elevated plastic roof and panoramic windows.



1981

JULES VERNE

Wow, what a morning! But the museum tour in the city centre was really worth it. Now take a break for a moment, put your legs up and relax! Jules Verne is perfect for relaxing - cool water from the cooler, a newspaper and time for yourself. At some point your husband will certainly return from shopping and you will drive out of the city into the countryside to visit your daughter.

The children are already looking forward to the van tour with grandma and grandpa later on. You will soon believe how remarkably versatile Jules Verne is. And you will be right.

Perfect for your next city trip



Mercedes is one of the leading brands of the automotive world with a reputation of reliability, elegance and technical innovation. Built on a Vito base, the Jules Verne range comes in 102 HP as standard, and is also available as an option in 136, 163 or 190 HP.



Spacious! The main bed under the folding roof offers you the best comfort with its FROLI luxury bed and sleeping system and a sleeping surface of 1.90 x 1.17m.



Equipped with height-adjustable driver and passenger seats, and an L-shaped lounge area, the Jules Verne provides a beautiful and practical interior. On board also: shower and WC, mirror, dressing area and other luxuries giving you that "home-from-home" feel.



In its Elegance version, the Jules Verne has chrome handles and mirrors. This Elegance finishing also includes Elegant chrome elements inside, the pack mirrors, 17" rims and tinted windows.





Salon meridienne: the best comfort to lengthen your legs and relax. The removable table further accentuates this feeling of space and well-being.





IT IS ALL ABOUT THE SPACE!

A spatial impression, developed around the Mercedes Vito, is also achieved with Jules Verne.

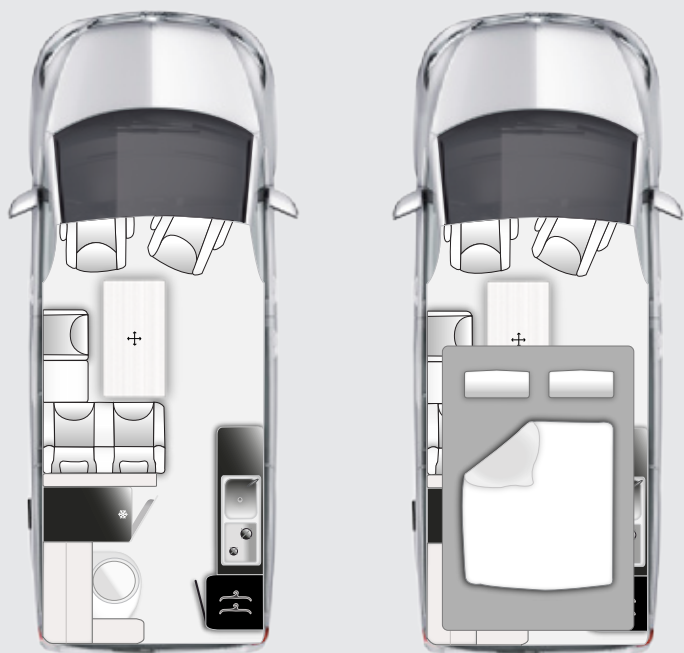
Of course, what applies to the Kepler One is also provided on the Jules Verne - a similar van concept on an even more premium bodywork. Thus, for the Jules Verne, the Mercedes Vito serves as a platform for the installation of a bicycle- innovative vehicle. There are many attributes of this vehicle, including its compact and agile ability to navigate underground car parks. For the Jules Verne, the interior design also includes a large warm side dinette that can be converted in a few manipulations into a double bed. A second double bed of dimensions 190 x 117 cm is located in the folding roof.

Equipped with a driving position like a sedan car, the driver and passenger seats swivel easily and thus allow integration into the living room in no time at all.



The interior is presented in Elegance version with chrome pack.

Layouts:



Day

Night

Features of Jules Verne

- + compact length of 5.14 metres
- + suitable for multi-storey car parks
- + comfortable, large seating area
- + separate wet area with a shower and a toilet



Sleeping capacity for up to 4 people

The lounge area can also be transformed into an additional sleeping area thanks to the two mattresses stored in the wardrobe behind the bench, providing a smart use of space.



Comfort & Technology

This model has USB ports as well as a 12V and a 230V socket.



TASTE THE FREEDOM!

The kitchen block in Jules Verne is sure to wow you with its exceptionally well thought-out functionality. Cups, plates, cutlery, pots and pans can be tidily placed in the spacious storage spaces below and next to the kitchen top.

If you decide to cook, you have everything handy! And as the refrigerator, with its 51 litre capacity, is installed at standing height, making it ergonomically optimised, you have fresh ingredients at your fingertips.

The large countertop offers a lot of room for your preparations and your meal can be cooked in no time on the large gas-powered 2-flame cooker with Piezzo ignition.

Begin every new day with a refreshing shower, quite easily done in the new bathroom of Jules Verne. Compact van extensions, particularly those of Mercedes Vito, generally do not have a bathroom. This was a reason for many to not choose the pop-up version of this base vehicle. However, this is no longer a problem and Jules Verne now has its own functioning bathroom, located at the vehicle rear.

KEPLER ONE

It is morning, the day has just begun. The first rays of the sun fall through the window into their Kepler One. You make your coffee in the kitchen and then sit outside in front of your camper van. Your children shortly return from the village with fresh bread. Now nothing stands in the way of having breakfast with your family out in the open.

The silence, the breath-taking scenery, the flexibility, to simply be able to stand here. All these are experiences, which you and your family no longer want to live without.

Nor do you have to, thanks to your Westfalia Kepler One. Enjoy your holiday!

Perfect for your family holidays



The Kepler One also has a separate kitchen. In addition to a two-burner stove, sink and laminate worktop, you will find many drawers there for your kitchen accessories.





The double bed under the hinged roof of the Kepler One is comfortable and spacious. It offers a surface area of 1.90 x 1.20 m. The lounge area can also be converted in a few steps into a double bed.



The living room of the Kepler One has a spacious lounge area. You can also rotate the driver and passenger seats and integrate them into the lounge area quickly and simply.





Thanks to its long wheelbase, the Kepler One has a very large lounge area, which can also be transformed into a bed.






WELCOME TO THE FAMILY!



Westfalia - this name stands for motor homes like no other. They combine innovation and function, perfect workmanship and uncompromising everyday suitability. This holds true today, just like it did more than 65 years ago when the first Westfalia car was manufactured and the Jules Verne and Kepler models are a testament to this fact. The motor homes enthrall you at first glance as you enter the living room. They come in bright, homely colours that give them a classy look and they have a lively ambiance thanks to their powerful contrast. They set a benchmark in this class.

We purposely chose a long wheelbase for Kepler One, which is developed on the chassis of the 6th Generation Volkswagen Transporter. The space gain as compared to short wheelbase alone allows for a large seating area in the living room, thus giving it a lounge feel. Large windows and a sophisticated lighting system give a friendly, bright and homely feel. But there is nothing like seeing it for yourself. So give it a shot!

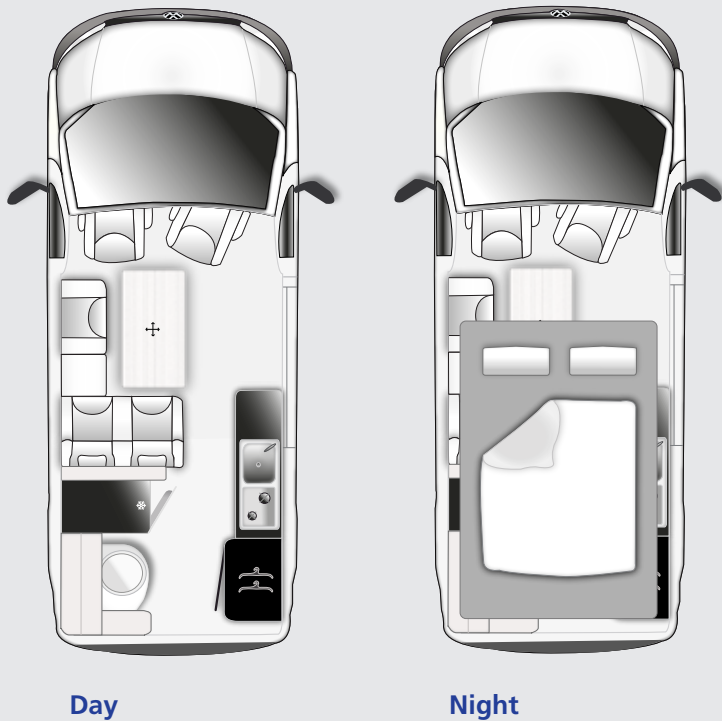


1 Discreet and practical. Once removed, the dining table can be easily stored in the side door.



2 Did you know that? Our shower trays are made of polyester (not plastic) and they are „handmade“ in our workshops.

Layouts:



Incredible but true!

Even in such a „small vehicle“, the kitchen area has large drawers and all the storage space you need!



Well thought-out to the last detail

It is the small things that make all the difference! The make-up mirror, which you can also light up, has its own storage compartment, a nice tidy place for all your essential accessories.

Features of Kepler One

- + compact length of 5.30 metres
- + suitable for multi-storey car parks
- + comfortable, large seating area
- + separate wet area



SURREAL!

What a joy to lie in a comfortable bed after a day full of adventures and emotions! For a good night's sleep, we bring you the maximum of comfort with our FROLI system ceiling beds. This system provides an excellent quality of sleep thanks to its support step by step. Designed to last, this innovation also provides excellent air circulation.

In terms of dimensions, the Kepler's double bed has a surface area of 190 x 120 cm on the mezzanine floor.

For the lower bed, the bench in the living room can be transformed in an extra bed, which allows you to have 4 sleeping places.

You will be well rested to continue your journey!



Another particularity: the Kepler One is one of the rare vans fitted out on the base of the T6 to have a bathroom with a shower and a toilet.





KEPLER ICONIC

If you were looking for the best compromise: both an original vehicle and subtle design, with complete interior equipment to spend your most beautiful holidays, then the Kepler Iconic is for you!

Based on the implementation of the Kepler One, you will like its style and its layout with cleanliness area and WC. Its special „ICONIC“ upholstery offers a unique atmosphere and warm and welcoming. Enjoy the L-shaped living room for a moments of relaxation or conviviality between family or friends!

Offered as a limited edition, the Kepler One Iconic is a desirable vehicle of exemplary quality.



KEPLER SIX

Saturday afternoon, at half past four. You have just arrived at the beach with your friends. The journey was comfortable. The storage is so spacious that there was enough room for the surfing equipment of four adults. The sea has perfect waves. Quick change, then you get on the board. Now you only have to decide who will fire up the grill after hours of windsurfing and light a campfire. That's how you have always imagined it: a weekend by the sea, without having to search for hotels and long distances. With your Kepler Six as the base camp. Have fun!

*Perfect for
adventures*



Thanks to its vehicle concept, Kepler Six also has another double bed in the flexible living room apart from the double bed in the pop-up roof. With the help of a few handles, the seats can be converted into a bed with dimensions of 2.00 m long.



An absolute highlight of Kepler Six is its flexible living room concept. Decide the purpose of the vehicle, how many people are aboard (up to four individual seats and two more for the driver and front passenger) and of course, how they are arranged.



The motorisation included in the basic equipment of the Kepler Six is supreme. The vehicle is equipped with a reliable and flexible motor, and multiple variations. Variations of gearboxes and engines are available as options with the DSG gearbox which has been proven for many years in the automotive world!





Whilst the Kepler Six is presented here in a summer picture, it is of course also intended for all-season use thanks to its Webasto heating system as standard. This equipment has been tested in a cold room at -15° and has obtained a result beyond the EN 1646 standard.





RE-EXPERIENCE FLEXIBILITY!

Freedom and independence - that is our top priority! Customise your journey. Take it at your pace, make regular stops or complete your journey in one go; this is what travelling in a motor home is all about! You come closest to attaining this goal by choosing the new Kepler Six of Westfalia.

The base is the superior VW T6, with its long wheelbase. Its limousine-like driving characteristics - resulting from high-torque turbo diesel engines in conjunction with an especially comfortable suspension - ensure that every journey you take is relaxed.

Based on this, the Westfalia concept, with its pop-up roof, kitchen, bedroom and storage space, makes Kepler Six not only a full-fledged motor home, but also a valuable companion, which is sure to quickly become indispensable.

To be noted: The Kepler Six has four standard seats and it is possible to add up to two more. Several anchor points can also be used to install an Isofix seat.



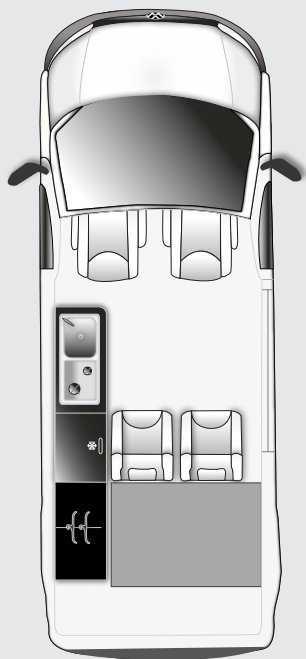
New The Porta Potti option is now available and allows you to have a discreet removable toilet area. This option includes the Porta Potti and the trunk with bench seat.



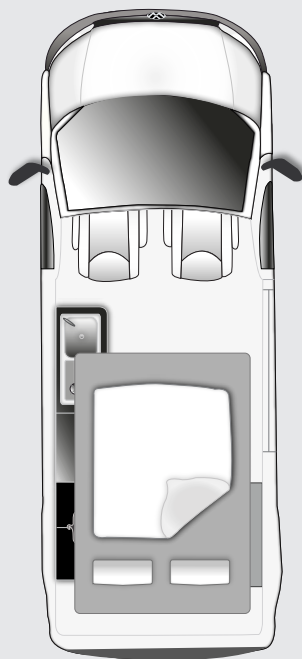
Flexibility and modularity

Individual seats allow for a flexible and modular layout.

Layouts:



Day



Night

Features of Kepler Six

- + compact length of 5.30 metres
- + suitable for multi-storey car parks
- + comfortable, large seating area
- + flexible basic layout



Roof handling facilitated

by a new system mechanical opening and closing.



Many storage spaces

The implementations of our models have been designed to offer you the maximum storage space.



Practical!

The kitchen block, with its well thought-out functionality, does not fail to impress. Storage space solutions are also integrated to perfectly suit a 2-flame cooker and a refrigerator.



INNOVATIVE AND ACTIVE!

By choosing the Kepler Six, you will have the maximum number of possibilities for using your vehicle. Whether you take the road to four, five or six people, the Kepler Six multiplies the arrangements and configurations to accompany you in all your daily and leisure activities. Whether it is for a weekend use to attend a sporting event or a festival, your vehicle will be ready to leave for all your adventures!

Comfort is also one of the key concepts of this model. The kitchen block allows you, for example, to prepare a delicious menu in no time at all. The developed bottom bed system by Westfalia also offers a high level of sleep comfort thanks to its structure and the choice of materials.



Configuration without seat with closed bottom bed.



In a few simple steps, you can install your bed in the living room of the Kepler Six. Once folded, the bed can also be advanced or backward thanks to several notches. Great flexibility!

SIXTY

The 60s
Feeling





KEPLER SIXTY



Going with Kepler Sixty was absolutely the right choice. People have always loved traditional bullies - Samba, T1, T2 - they were all real design icons. And your new Sixty also follows this tradition. Somehow, no matter where they go, the passers-by always beam at them. An outright friendly van. And practical. Now, for example, you are travelling to Italy. Regardless of how small the roads are, the agile and flexible Sixty can move comfortably. And with its length of 5.30 m, you do not burn a hole in your holiday pocket even when you go ferry hopping. Are you curious to know what experiences are waiting for you with the new Kepler Sixty? Then look forward to it.

At first glance, the exterior of the Kepler Sixty holds back your attention with its two-tone finishing. It's almost like before, at the time of the T1 or T2, you might think. Indeed, it was exactly what we wanted. The same reason is true for the chrome door handles, and the various detailed aesthetics of this vehicle that underline its elegance and quality of finish. The advanced spoiler of the folding roof also reinforces the unique character of this model.



This vehicle will be available in limited edition this season, so please hurry.

RED BULL X-ALPS

The Red Bull X-Alps is the most famous walking & flying race in the paragliding world and was held in the summer of 2019. This are no less than 32 paragliders who have competed to fly more than 1100 km as the crow flies, from Salzburg to Monaco! Westfalia is proud to have supported the team „Westfalia FRA 4: Pinot/Lager/Francou/Brung/Leyvastre“ and put them in charge of a Kepler Six and a Kepler Sixty! The competitor Maxime Pinot, came in 2nd position behind the 6-time champion. Congratulations to the whole team!



Free as a bird!

Maxime Pinot enjoyed flying in paragliding his paraglider with a beautiful Westfalia sail.



Daily life in a van

Our athletes enjoyed the opportunity to live in the Kepler vehicles for more than 10 days.



Practical!

The tailgate allowed them to have an outdoor shower area and expand the area of the vehicle.

COLOURS

Interior upholstery



Material "Arizona"




*Material bicolour „Tennessee“
(Available only on the Kepler Sixty)*



Material bicolour „Arizona & Missouri“

Kepler car body colours*

Solid paint



Candy-white

Metallic paint**



Beige Mojave



Indium-grey

Limited Edition***



*Bicolour Candy-white and
Cherry-red*


Limited Edition***



*Bicolour Candy-white and
Bamboo Green*

Jules Verne body colours*

Solid paint



Arctic-white

Metallic paint**



Silver-grey Adamentin



Blue Cavansite



*Sélénite Grey
(Available only on the Avantgarde Version)*

* Please check for colour availability when ordering the vehicle.

** Metallic paints are extras as of time of printing.
The shades illustrated here can vary from the original shade due to printing technology.

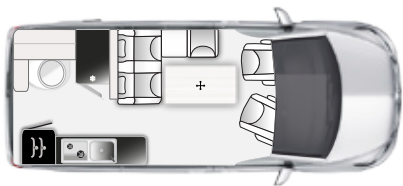
*** Variable availability.

JULES VERNE

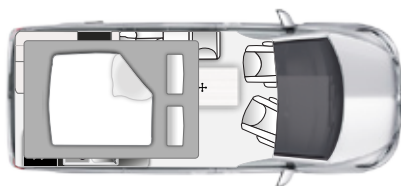


Base	Chassis Mercedes Vito 111 CDI
Diesel engine	84 kW / 102 hp
Gearbox	6-speed manual transmission
	other engine / gearbox combinations optional
Drive	Propulsion on most versions, can vary depending on the engines
Length / width / height	5,140 mm x 2,244 mm (incl. exterior mirror) x 1,995 mm
Mass in running order (VO (EU) 1230/2012)*	2,541 kg (estimate based on 116 CDI)
Gross vehicle weight	3,050 kg
Payload**	553 kg (estimate based on 110 CDI)
Berths / seats	4 / 4
Freshwater and wastewater tank	50 l / 36 l

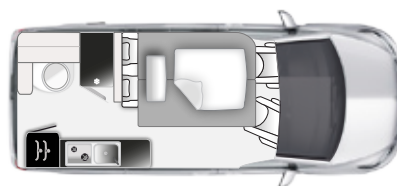
This data is indicative, non-contractual, and may vary according to the versions.



Day



Night



Night

* Mass in running order including driver (75 kg), Fuel tankful (90%), Freshwater tankful (100 %), Gas supply with cylinder as well as tool kit, adapter cable and extension cable.

** Payload: Difference between „gross vehicle weight“ and „mass in running order“.

Dimensions

Measurements:

Jules Verne

A: Wheelbase 3,200 mm

B: Length 5,140 mm

C: Width 2,244 mm

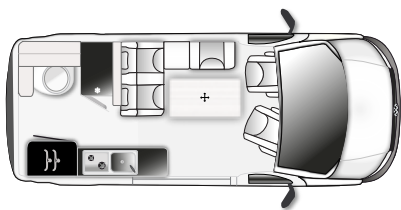
D: Height 1,995mm



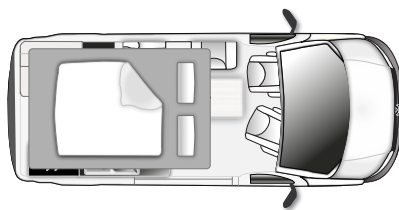
KEPLER ONE / KEPLER ICONIC

Base	Chassis Volkswagen Transporter 6th Generation
Diesel engine	2,0 l TDI 75 kW / 102 hp
Gearbox	5-speed manual transmission
	other engine / gearbox combinations optional
Drive	Front wheel drive
Length / width / height	5,300 mm x 2,297 mm (incl. exterior mirror) x 1,995 mm
Mass in running order (VO (EU) 1230/2012)*	2,440 kg (estimate based on 102 HP manual gearbox)
Gross vehicle weight	3,000 kg
Payload**	560 kg (estimate based on 102 HP manual gearbox)
Berths / seats	4 / 4
Freshwater and wastewater tank	50 l / 36 l

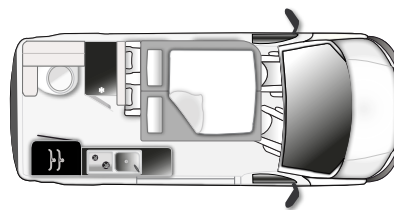
This data is indicative, non-contractual, and may vary according to the versions.



Day



Night



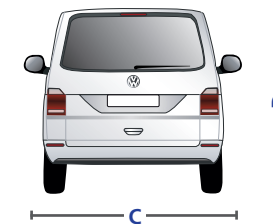
Night

Dimensions

Measurements:

Kepler One

A: Wheelbase	4,300 mm
B: Length	5,300 mm
C: Width	2,297 mm
D: Height	1,995 mm



* Mass in running order including driver (75 kg), Fuel tankful (90%), Freshwater tankful (100 %), Gas supply with cylinder as well as tool kit, adapter cable and extension cable.

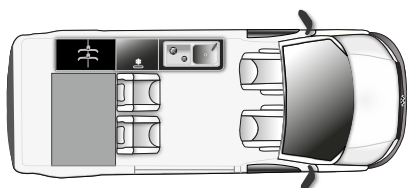
** Payload: Difference between „gross vehicle weight“ and „mass in running order“.

KEPLER SIX

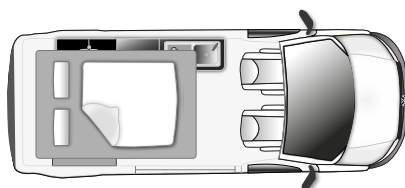


Base	Chassis Volkswagen Transporter 6th Generation
Diesel engine	2,0 l TDI 75 kW / 102 hp
Gearbox	5-speed manual transmission
	other engine / gearbox combinations optional
Drive	Front wheel drive
Length / width / height	5,300 mm x 2,297 mm (incl. exterior mirror) x 1,995 mm
Mass in running order (VO (EU) 1230/2012)*	2,430 kg (estimate based on 150 HP manual gearbox)
Gross vehicle weight	3,000 kg
Payload***	586 kg (estimate based on 102 HP manual gearbox)
Berths / seats	4 / 6**
Freshwater and wastewater tank	40 l / 30 l

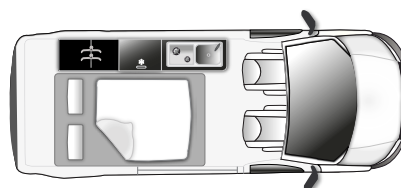
This data is indicative, non-contractual, and may vary according to the versions.



Day



Night



Night

* Mass in running order including driver (75 kg), Fuel tankful (90%), Freshwater tankful (100 %), Gas supply with cylinder as well as tool kit, adapter cable and extension cable.

** Kepler Six : 4 seats supplied as standard. The 5th or 6th seats are additional options.

*** Payload: Difference between „gross vehicle weight“ and „mass in running order“

Dimensions

Measurements:

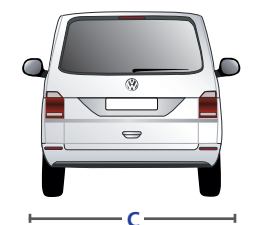
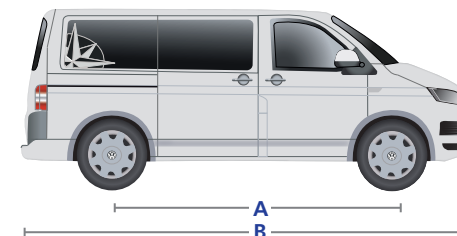
Kepler Six

A: Wheelbase 4,300 mm

B: Length 5,300 mm

C: Width 2,297 mm

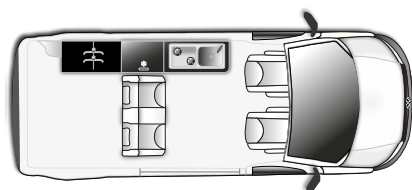
D: Height 1,995 mm



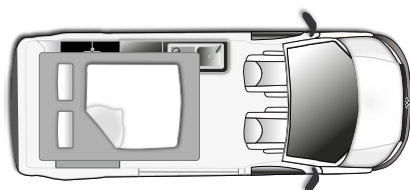
KEPLER SIXTY

Base	Chassis Volkswagen Transporter 6th Generation
Diesel engine	2,0 l TDI 75 kW / 102 hp
Gearbox	5-speed manual transmission
	other engine / gearbox combinations optional
Drive	Front wheel drive
Length / width / height	5,300 mm x 2,297 mm (incl. exterior mirror) x 1,995 mm
Mass in running order (VO (EU) 1230/2012)*	2,488 kg (estimate based on 102 HP manual gearbox)
Gross vehicle weight	3,000 kg
Payload***	511 kg (estimate based on 102 HP manual gearbox)
Berths / seats	4 / 6**
Freshwater and wastewater tank	40 l / 30 l

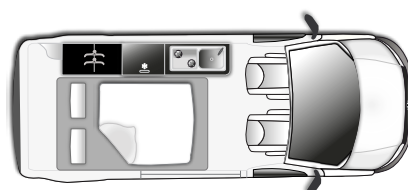
This data is indicative, non-contractual, and may vary according to the versions.



Day



Night



Night

* Mass in running order including driver (75 kg), Fuel tankful (90%), Freshwater tankful (100 %), Gas supply with cylinder as well as tool kit, adapter cable and extension cable.

** Kepler Sixty : 2 seats and a bench seat are standard. The 5th or 6th seats are additional options.

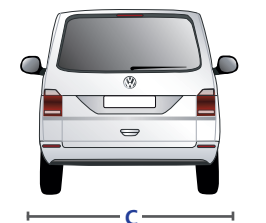
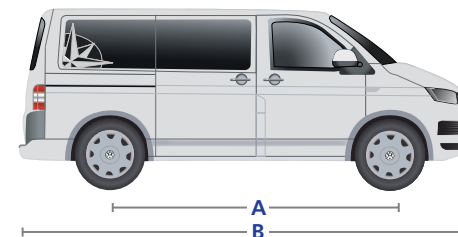
*** Payload: Difference between „gross vehicle weight“ and „mass in running order“

Dimensions

Measurements:

Kepler Sixty

A: Wheelbase	4,300 mm
B: Length	5,300 mm
C: Width	2,297 mm
D: Height	1,995 mm



All prices inclusive of the statutory VAT as on august 2019. Subject to modifications. Prices excluding handover inspection and transportation costs.

The General Terms and Conditions of Fleurette Constructeur shall apply. No liability is accepted for printing errors and mistakes. Subject to technical changes. Vehicles are partly shown with optional extras, which do not correspond to the standard equipment (refer to article 2, clause 2 VO (EU) 1230/2012).

A purchase contract can only be concluded with your binding order and the order confirmation of your dealer. The water supply system at least corresponds to standards practices 07/2011 (Directive 2002/72/ EC).

Subject to changes in price, technical details, facilities and equipment, as well as design concept. The information about the scope of delivery, appearance and performance corresponds to the knowledge available at the time of printing. Deviations of +/- 5% are possible for dimensional and weight data, even in running order, and the technically permissible total mass.

As per art. 2, clause 4 a) VO (EU) 1230/2012, the mass in running order is, unless otherwise specified in the catalogue, in the price lists or in the technical specifications, or unless otherwise agreed upon with your seller, defined as: The vehicle mass with the standard equipment as per manufacturer's specifications incl. driver (75 kg), fuel tank filled up to 90 %, systems containing fluids filled up to 100 % (annexe V, clause 2.6, footnote (h) VO (EU) 1230/2012) as well as, if available, the trailer equipment, the mass of the spare wheel and of the tool.

Special equipment (additional equipment) and accessories increase the mass in running order and reduces the cargo load. Cargo load as per the catalogue specifications is defined as: Difference between the technically permissible total mass and the mass in running order. Refer to our prospectus or ask your dealer/seller for the weight of the special (additional) equipment and of the accessories.

The maximum permissible number of persons given is dependent on the weight and axle load. It can be reduced as a result of the installation of special equipment (additional equipment) and accessories, so that individual seats cannot be used in favour of load-carrying capacity. If all seats are supposed to be used, payload must be properly adjusted. The technically permissible total mass as well as the axle loads must not be exceeded.

The load-carrying capacity may be reduced as a result of the installation of special equipment (additional equipment) and accessories. The minimum cargo load must be adhered to at all times (refer to annexe I, clause 2.6.4.1.2 VO (EU) 1230/2012). The minimum cargo load is calculated as follows: Minimum cargo load in kg = (vehicle length in meters + maximum number of co-passengers + driver) x 10. Moreover, the load-carrying capacity is not only dependent on the mass in running order, the actual vehicle mass (article 2, clause 6 VO (EU) 1230/2012), the weight of the accessories and the technically permissible total mass, but also on the respective axle loads. In order to utilise the maximum load-carrying capacity of the vehicle requires axle-dependent load distribution. This must be verified before commencing every journey. Even all other regulations necessary for the safe operation of the vehicle must be adhered to when using the vehicle.

Mass and weight data is specified in accordance with VO (EU) 1230/2012 unless deviating regulations are made in the catalogues, price lists or the technical data.

